

# Art and Craft of Tracing

Arup Nanda

*Longtime Oracle DBA*

## Agenda

“*My session or application is slow, or not acceptable. Can you find out why?*”

- What is tracing
- Types of tracing
- Tracing in a current session
- Tools to analyze tracefiles
- Tracing a different session
- Tracing for future sessions
- Client Identifier and Client ID
- Tracing in RAC
- Consolidating tracefiles

# What is Tracing?

- Execution plan tracing
- Enables inner workings of the session
- Queries executed
  - Including recursive queries
- Details captured
  - Execution plans
  - Time spent
  - Rows affected
  - Parses, etc.
- Other type of trace: 10053 (CBO decision)

3

The Art and Craft of Tracing

# Simple Tracing

- All relevant information

```
SQL> alter session set sql_trace = true;
```
- Must have “alter session” privilege
- Creates a tracefile in
  - ≤ 10g – user\_dump\_dest directory
  - ≥ 11g – ADR: <OracleBase>\diag\rdbms\<DBName>\<OracleSID>\trace
- Named <OracleSID>\_ora\_<spid>.trc
- Put a phrase in the name

```
alter session set tracefile_identifier = arup;
```

  - Named <OracleSID>\_ora\_<spid>\_ARUP.trc

4

The Art and Craft of Tracing

# Analyze the Tracefile

- Oracle provided tool – TKPROF
- ```
$ tkprof ann1_ora_8420.trc ann1_ora_8420.out
```
- If you want execution plans:
- ```
$ tkprof ann1_ora_8420.trc ann1_ora_8420.out explain=sh/sh
```
- If you want recursive SQLs
- ```
$ tkprof ann1_ora_8420.trc ann1_ora_8420.out sys=yes
```
- The insert statements
- ```
$ tkprof ann1_ora_8420.trc ann1_ora_8420.out insert=tki.sql
```
- All the statements
- ```
$ tkprof ann1_ora_8420.trc ann1_ora_8420.out record=tkr.sql
```

## tkprof

Usage: tkprof tracefile outputfile [explain= ] [table= ]  
[print= ] [insert= ] [sys= ] [sort= ]  
table=schema.tablename Use 'schema.tablename' with 'explain=' option.  
explain=user/password Connect to ORACLE and issue EXPLAIN PLAN.  
print=integer List only the first 'integer' SQL statements.  
aggregate=yes|no  
insert=filename List SQL statements and data inside INSERT statements.  
sys=no TKPROF does not list SQL statements run as user SYS.  
record=filename Record non-recursive statements found in the trace file.  
waits=yes|no Record summary for any wait events found in the trace file.  
sort=option Set of zero or more of the following sort options:  
prscnt number of times parse was called  
prscpu cpu time parsing  
prselc elapsed time parsing  
prsdsk number of disk reads during parse  
prsqry number of buffers for consistent read during parse  
...

# Extended Tracing

- Activity logging
  - aka 10046 trace
- Enable it by

```
alter session set events '10046 trace name context forever, level 8';
```
- Levels
  - 1 = the regular SQL trace
  - 4 = puts the bind variables
  - 8 = puts the wait information
  - 12 = binds and waits
  - 0 = turns off tracing

7

The Art and Craft of Tracing

Arup Nanda

# Additional Levels

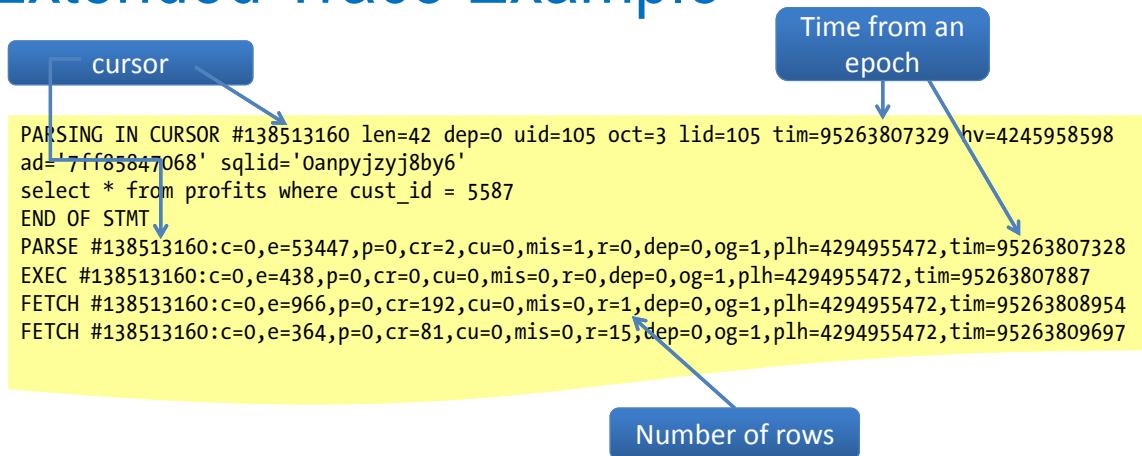
- Level 16 (11.1+)
  - Level 1 writes exec plan only for the first execution of the cursor
  - This level writes for each execution
- Level 32 (11.1+)
  - Same as level 1 but without the execution plan
- Level 64 (11.2.0.2)
  - If subsequent executions of the cursor takes 1 add'l 60 sec of DB TIME
  - Less overhead since not all exec plan for all execs captured

The Art and Craft of Tracing

8

Arup Nanda

# Extended Trace Example



# Analyzing Extended Traces

- Limitations of TKProf
  - Extended information not shown
  - Bind variable values not shown
- Other options
  - Trace Analyzer (Free. From My Oracle Support)
    - Needs database connection and Creates a schema, objects
  - Hotsos Profiler (paid)
  - TVD\$XTAT (free) [http://antognini.ch/downloads/top2/chapter03/tvdxtat\\_40beta10\\_20140630.zip](http://antognini.ch/downloads/top2/chapter03/tvdxtat_40beta10_20140630.zip)
    - No db connection needed
    - Java based; no installation needed
  - Trace Analyzer (free) <http://dominicgiles.com/traceanalyzer.html>

# Trace Analyzer

- It generates
  - The log file of the run. Scan for errors.
  - The tkprof output of the trace file
  - The analysis in text format
  - The anal

Trace Analyzer 11.3.0.2 Report: trcanlzt\_22881.html

```
D111D1_ora_9205.trc (187834 bytes)
Total Trace Response Time: 1647.264 secs.
2009-OCT-28 11:15:00.603 (start of first db call in trace).
2009-OCT-28 11:42:27.866 (end of last db call in trace).
```

- [Glossary of Terms Used](#)
- [Response Time Summary](#)
- [Overall Time and Totals](#)
- [Non-Recursive Time and Totals](#)
- [Recursive Time and Totals](#)
- [Top SQL](#)
- [Non-Recursive SQL](#)
- [SQL Genealogy](#)
- [Individual SQL](#)
- [Overall Segment I/O Wait Summary](#)
- [Hot I/O Blocks](#)

# TVD\$XTAT

- Unzip the zip file into a folder/directory
- Onetime config file setup
  - Location of java and the tool
- Analyze the tracefile
  - C:\> tvdxtat.cmd -i f.trc -o f.html
- Text format
  - C:\> tvdxtat.cmd -i f.trc -o f.txt -t text

# Tracing a Remote Session

- Find out the SID and Serial#
- Option 1

```
dbms_system.set_sql_trace_in_session (sid=>1, serial#=>1,
sql_trace=>true);
```

  - Set sql\_trace to FALSE to stop
- Option 2

```
dbms_system.set_ev(si=>1, se=>1, ev=>10046, le=>8, nm=>' ');
```

  - Set le to 0 to stop
- Option 3

```
dbms_support.start_trace_in_session (sid=>1, serial=>1,
waits=>true, binds=>false);
```

The package needs to be created `$OH/rdbms/admin/dbmssupp.sql`

13

The Art and Craft of Tracing

# ORADEBUG

- Oradebug (undocumented)
- Login as SYSDBA
- For the current session

```
SQL> oradebug setmypid;
```
- For a different session. Get the OS PID

```
SQL> oradebug setospid 1;
SQL> oradebug event 10046 trace name context forever, level 8;
```
- To get the current tracefile name

```
SQL> oradebug tracefile_name;
```
- To turn off tracing

```
SQL> oradebug event 10046 trace name context off;
```

14

The Art and Craft of Tracing

# DBMS\_MONITOR

- New in 10g

begin

```
dbms_monitor.session_trace_enable ( enasess.sql
  session_id => 1,
  serial_num => 1,
  waits      => true,
  binds      => true
  plan_stat  => 'all_executions');
```

Leave these to trace current session

- NULL (first\_execution default) – level 8
- all\_executions – level 16
- never – level 32
- not possible for level 64

end;

- Execute session\_trace\_disable (...) to disable

# Detecting Tracing

- To find out the sessions where the tracing has been enabled

vsesstrace.sql

```
select sql_trace, sql_trace_waits,
       sql_trace_binds, sql_trace_plan_stats
from v$session
where sid = 255;
```

```
SQL_TRAC SQL_T SQL_T SQL_TRACE_
-----
ENABLED TRUE TRUE ALL EXEC
```



# Tracing Individual SQL Statements

- Get the SQL ID  

```
alter session set events 'sql_trace [SQL: 0anpyjzyj8by6]';  
alter session set events 'sql_trace [SQL:  
sql_id=0anpyjzyj8by6]';
```
- Multiple SQLs  

```
alter session set events 'sql_trace[SQL:  
0anpyjzyj8by6|8gs134gahsk7]';
```
- Turn off  

```
alter session set events 'sql_trace[SQL: 0anpyjzyj8by6]  
off';
```

# Tracing a Process

- An OS process  

```
alter session set events 'sql_trace {process:  
123456}';
```

  - Note the use of {} instead of []
- An Oracle process  

```
alter session set events 'sql_trace {orapid: 123}';
```
- An Oracle process by name  

```
alter session set events 'sql_trace  
{process:pname=p001|p002}';
```

## Getting Tracefile Name

- Get it from V\$PROCESS

```
select spid, p.pid, p.pname, p.traceid, p.tracefile
from v$process p, v$session s
where s.sid = (select sid from v$mystat where rownum
< 2)
and s.paddr = p.addr;
```

spid.sql

opentf.sql

## Options for Indiv SQL Trace

- You can give options

```
alter session
set events 'sql_trace [sql: 0anpyjzyj8by6]
wait=true, bind=true, plan_stat=first_execution,
level=12';
```

## Automatic Incident Creation

- Creates an incident named INVALID\_SYNONYM when ORA-980

```
alter session set events '980  
incident(invalid_synonym)';
```

## The Connection Pool Effect

- Most applications use connection pool
- A “pool” of connections connected to the database
- When the demand on the connection from the pool grows, the pool creates new database sessions
- When the demand lessens, the sessions are disconnected
- The SID is not known



# Tracing in Future Sessions

- Service Names start tracing when any session connected with that service name will be traced

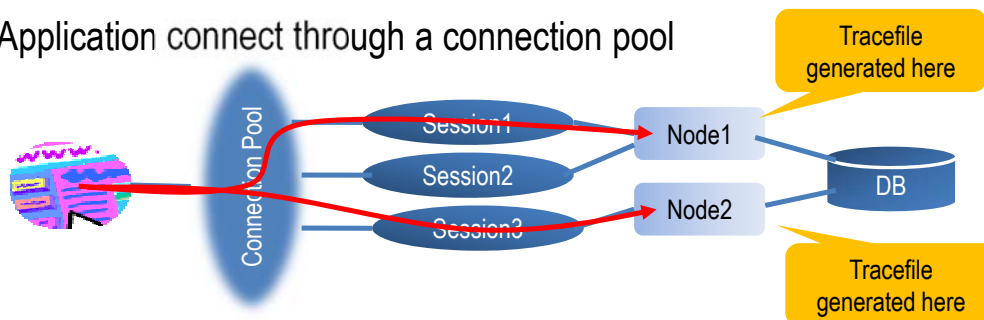
```
begin
  dbms_monitor.serv_mod_act_trace_enable (
    service_name => 'APP',
    action_name  => dbms_monitor.all_actions,
    waits       => true,
    binds       => true
  );
end;
```

Warning: This is case sensitive; so "app" and "APP" are


- This will trace any session connected with service\_name APP
- Even future sessions!

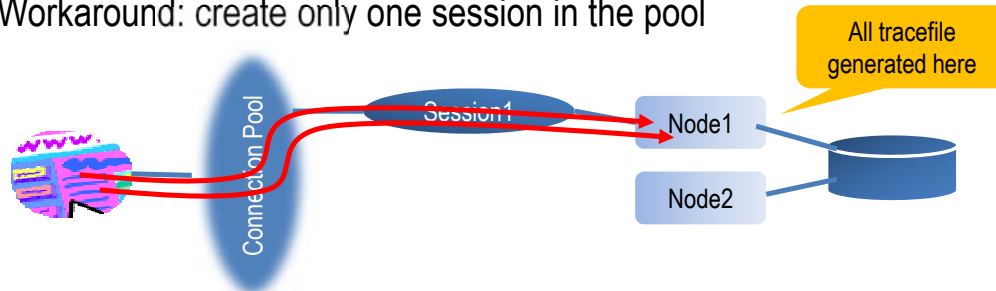
# What's Special About RAC

- Multiple Instances 🖱️ multiple hosts
- The tracefiles are on different hosts
- Application connect through a connection pool



# Multiple Tracefiles

- Tracefiles are generated for each Oracle session
- So, a single user's action can potentially go to many sessions  many tracefiles
- Workaround: create only one session in the pool




25

Arup Nanda

The Art and Craft of Tracing

# Mixed Activities

- But that does not solve the problem
- The single Oracle session will service activities of many users
- So the tracefile will have activities of all users; not just the user you are interested in.



26

Arup Nanda

The Art and Craft of Tracing

# Consolidation of Tracefiles

- The trcsess utility comes handy in that case
  - It combines all tracefiles into one!  
`trcsess output=alltraces.trc service=app *.trc`
  - It creates the tracefile alltraces.trc from all the tracefiles in that directory where activities by all sessions connected with the **app** service
- Now you can treat this new tracefile as a regular tracefile.  
`$ tkprof alltraces.trc alltraces.out sys=no ...`

# Client ID

- Set the Client ID  
Begin  
`dbms_session.set_identifier('CLIENT1');`  
End;
- Check the Client ID  
`select SYS_CONTEXT('userenv', 'client_identifier') from dual;`
- For the session  
`select client_identifier from v$session where username = 'SH';`

# Trace the Client ID Sessions

- Enable

```
dbms_monitor.client_id_trace_enable (  
    client_id => 'CLIENT1',  
    waits => true,  
    binds => false  
);
```

- Disable

```
dbms_monitor.client_id_trace_disable (  
    client_id => 'CLIENT1'  
);
```

# Module and Action

- Set Module

```
dbms_application_info.set_module(  
    module_name    => 'MODULE1',  
    action_name    => 'ACTION1'  
);
```

- Set subsequent actions

```
dbms_application_info.set_action ('ACTION2');  
dbms_application_info.set_action ('ACTION3');
```

## Trace Module and Action

- Enable

```
dbms_monitor.serv_mod_act_trace_enable(  
  service_name=>'APP',  
  module_name=>'MODULE1',  
  action_name=>'ACTION1',  
  waits=>TRUE, binds=>TRUE  
);
```
- Disable

```
dbms_monitor.serv_mod_act_trace_disable(  
  service_name=>'APP',  
  module_name=>'MODULE1',  
  action_name=>'ACTION1');
```

31

The Art and Craft of Tracing

## TRCSESS

- The utility has many options

```
trcse ss [output=<output file name >  
  [session=<session ID>] [clientid=<clientid>]  
  [service=<service name>] [action=<action name>]  
  [module=<module name>] <trace file names>
```

**output**=<output file name> output destination default being standard output.

**session**=<session Id> session to be traced.

Session id is a combination of SID and Serial# e.g. 8.13.

**clientid**=<clientid> clientid to be traced.

**service**=<service name> service to be traced.

32

The Art and Craft of Tracing



# Identifying non-Session Traces

- View DBA\_ENABLED\_TRACES
  - TRACE\_TYPE – scope of tracing: SERVICE, SERVICE\_MODULE, SERVICE\_MODULE\_ACTION
  - PRIMARY\_ID: name of that type, e.g. name of the service if SERVICE is enabled
  - QUALIFIER\_ID1: module name, if enabled
  - QUALIFIER\_ID2: action name, if enabled
  - WAITS: if WAITS are being traced
  - BINDS: if BINDS are being traced
  - PLAN\_STATS: all\_executions, first\_execution or never
  - INSTANCE\_NAME: the name of the instance

# Special Cases

- You can enable for the entire database:  
`dbms_monitor.database_trace_enable(...)`
- If tracing the current session and do not have exec privileges for DBMS\_MONITOR:  
`dbms_session.session_trace_enable (...)`

## Summary

- Two types of tracing
  - Simple
  - Extended, aka 10046
- Several ways to invoke tracing
- Can start tracing on a different session
- Can set the tracing to trigger if one or more matches:
  - Service, Module, Action, Client\_ID
- Can analyze
  - Tkprof
  - Trace Analyzer
  - Other Tools

*Thank You!*

Blog: [arup.blogspot.com](http://arup.blogspot.com)

Tweeter: [@arupnanda](https://twitter.com/arupnanda)

Facebook: [Facebook.com/ArupKNanda](https://www.facebook.com/ArupKNanda)